



STAFF SURVEY SUMMARY

River Valley School District

122	69%	December 2024	-
Respondents	Response Rate	Survey Start Date	Previous Survey Date






INDEX SCORES

The following indexes are designed to provide educational leaders with a snapshot of survey results. Key questions within the survey are used to build each index score. The score is the average (on a five-point scale) and is used to calculate year-over-year change and comparisons with other schools.

RESPONSE SCALE

Scores are calculated based on the following:

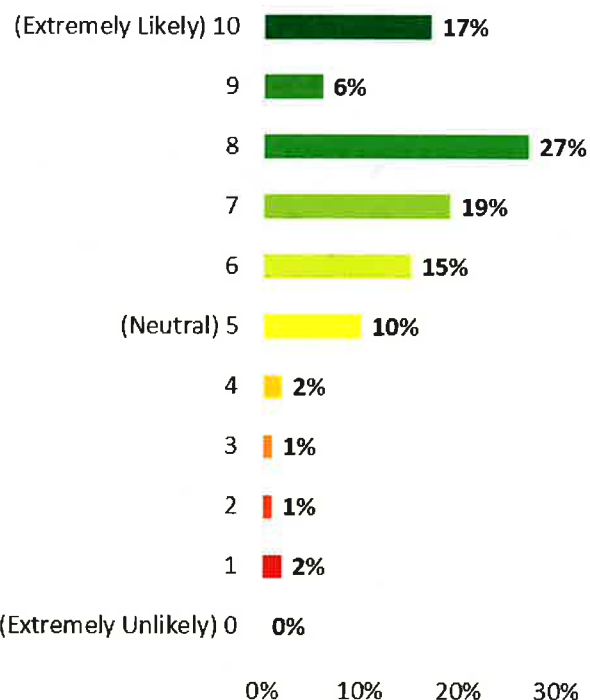
Strongly Agree = 5 Disagree = 2
Agree = 4 Strongly Disagree = 1

INDEX	RIVER VALLEY SCORE	COMPARISON SCORE
 ACADEMICS We are effective in teaching and supporting our students.	3.77	3.53
 ENGAGEMENT I like working at this school because I am valued, heard, and can contribute.	3.84	3.76
 SUPPORT I have the support I need to help educate our students and work as a team.	3.80	3.83
 STUDENT EXPERIENCE Students are accepted, respected, and supported at school.	3.81	3.69
 STAFF EXPERIENCE Staff are accepted, respected, and supported at school.	3.89	3.80

INDIVIDUAL ITEM ANALYSIS The table below identifies the top three and bottom three survey items based on River Valley's score.

STRENGTHS	% AGREE	RIVER VALLEY SCORE	COMPARISON SCORE
I have healthy working relationships with my coworkers.	97%	4.35	4.31
Our staff does a good job of educating our students.	98%	4.34	4.23
I feel safe at work.	94%	4.18	4.20

AREAS FOR IMPROVEMENT	% AGREE	RIVER VALLEY SCORE	COMPARISON SCORE
Our staff handles student discipline in a consistent manner.	61%	3.29	3.01
The District's pay practices are fair.	60%	3.24	3.06
Our school's student discipline practices and policies are effective.	61%	3.22	2.96



OVERALL SATISFACTION

The survey asked a summative question based on a ten-point scale.

On a scale of 0 – 10, how likely are you to recommend the District as a place of employment?

River Valley Score **7.31**

Comparison Score **7.08**

SCHOOL	RIVER VALLEY SCORE
River Valley School District	7.31
Early Learning Center	7.25
Elementary School	7.30
Middle School	7.48
High School	6.90



Now that you better understand the key issues, it's time to act. The next step is developing and sharing your plan of action.

If you need help making sense of these results and/or gathering the perceptions data from your other stakeholders, please call 262.644.4300 or email help@schoolperceptions.com.

Remember, before you can solve any problem, you must first define it.

SCH%L
PERCEPTIONS
Measuring what matters

262.644.4300 | schoolperceptions.com

